

**SkyGuard Roofing Solutions**


**SkyGuard Roofing Solutions**

4/19/2024 | 23 Photos

# **(Your Name) Condition Report**

**Overview of Interior Leaks**

## Interior Leak Overview Pictures




1

*Insulation has been damaged in several places due to water intrusion. The likely hood of mold is very high. Moreover, the consequences extend beyond mere discomfort. Within the dank confines of water-logged insulation, mold finds an inviting habitat to flourish. As its spores take root and proliferate, the specter of mold growth looms large, posing risks to respiratory health and further compromising the integrity of the building.*

*Left unchecked, the repercussions of water-damaged insulation reverberate throughout the structure. From compromised energy efficiency to the insidious encroachment of mold, the ramifications serve as a stark reminder of the importance of prompt action in mitigating water infiltration and safeguarding the sanctity of the building.*

Date: 4/18/2024, 3:22pm  
Creator: SkyGuard Roofing Solutions



2

*Behind every water stain lies the potential for mold growth, a pervasive threat to both structural integrity and human health. As moisture infiltrates porous surfaces, such as drywall or plaster, it creates an ideal environment for mold spores to thrive and proliferate.*

*The likelihood of mold accompanying water stains is high, particularly if the underlying cause of the staining remains unaddressed. In the dark recesses where moisture lingers, mold finds sustenance, sending out tendrils of growth that can quickly spread and colonize adjacent areas.*

*Left unchecked, mold can pose significant health risks, triggering respiratory issues and exacerbating allergies or asthma in susceptible individuals. Furthermore, its insidious tendrils can undermine the very foundation of the building, compromising structural integrity and necessitating costly remediation efforts.*

Date: 4/18/2024, 3:22pm  
Creator: SkyGuard Roofing Solutions




3

See prior description.

Date: 4/18/2024, 3:23pm

Creator: SkyGuard Roofing Solutions



4

See prior description.


Date: 4/18/2024, 3:23pm

Creator: SkyGuard Roofing Solutions



*See prior description.*

Date: 4/18/2024, 3:23pm  
Creator: SkyGuard Roofing Solutions



*See prior description.*


Date: 4/18/2024, 3:23pm  
Creator: SkyGuard Roofing Solutions



7

See prior description.


Date: 4/18/2024, 3:23pm  
Creator: SkyGuard Roofing Solutions



8

*This was a very thought-out solution, however, it is a temporary solution to an ongoing problem. Several sections of insulation have been compromised and soaked with water that is intruding the building. This cannot go ignored and must be fixed asap. This mechanism is doing the trick for the time being however the machine under it I was told was very expensive and needs a permanent solution.*

Date: 4/18/2024, 3:24pm  
Creator: SkyGuard Roofing Solutions



9

*See prior description.*

Date: 4/18/2024, 3:24pm

Creator: SkyGuard Roofing Solutions



10

*This is another place that the building leaks leading to a much bigger problem in the future. I recommend immediate action be taken to repair this buildings roof.*


Date: 4/18/2024, 3:26pm

Creator: SkyGuard Roofing Solutions

# Exterior Roof Report

## Leaking Areas of Concern





A roof leak entry point can manifest in various forms, each presenting its own disasters.

At the junction of the panel of the roof, a subtle yet concerning breach in the roofing integrity has emerged. Over time the seamless connection between the sturdy panel structure and the weather-resistant roofing material has eroded.

Upon closer inspection, you'll notice debris in the surrounding roofing material, indicative of gradual degradation. The panels, once snugly aligned, now exhibit subtle shifts and breaks, creating small openings through which water can infiltrate. These openings may seem insignificant at first glance, but they serve as gateways for moisture to penetrate deeper into the structural integrity of the roof.

Moreover, during periods of heavy rain, water finds its way through these compromised points, trickling down unseen pathways beneath the surface. Over time, this infiltration can lead to not only unsightly water stains on interior ceilings but also structural damage and mold growth within the insulation space.

Date: 4/18/2024, 3:39pm  
 Creator: SkyGuard Roofing Solutions



In essence, this modest roof opening, though seemingly insignificant, embodies the potential for significant damage if left unaddressed. Its presence underscores the importance of proactive maintenance and vigilant inspection to safeguard the building against the perils of water infiltration and structural compromise, along with potential mold.

Date: 4/18/2024, 3:40pm  
 Creator: SkyGuard Roofing Solutions



See prior description.

Date: 4/18/2024, 3:40pm  
Creator: SkyGuard Roofing Solutions



*Nestled amidst the orderly array of roof panels lies a subtle but consequential irregularity. Here, where precision should reign, a deviation in alignment has emerged, signaling a potential pathway for water intrusion.*

*The once uniform surface of the roof is disrupted by a series of misaligned panels. While the variance may appear minor to the untrained eye, it serves as a harbinger of vulnerability in the face of adverse weather.*

*At the junctures where panels fail to seamlessly meet, gaps form, exposing underlying layers to the elements. During rainfall water cascades over the roof's surface, exploiting these irregularities to infiltrate the inner sanctum of the structure. Over time, the consequences of this subtle imperfection become apparent. Water seeps through the gaps, permeating the roof's substructure and compromising its integrity. Within the confines of the building water stains bloom on ceilings, insulation becomes sodden, and the specter of mold looms.*

Date: 4/18/2024, 3:41pm  
Creator: SkyGuard Roofing Solutions




See prior description.

Date: 4/18/2024, 3:41pm  
Creator: SkyGuard Roofing Solutions



Waterway gutter system is not functioning properly due to excessive debris and the fact that it needs to be built up on a slope to guide the water to the drain. Due to this debris and the improper drainage water just sits and eventually leaks.


Date: 4/18/2024, 3:43pm  
Creator: SkyGuard Roofing Solutions



*Hail damage*

Date: 4/18/2024, 3:43pm

Creator: SkyGuard Roofing Solutions



*Improper repairs which have led to even more leaks. This needs to be addressed asap.*

Date: 4/18/2024, 3:43pm

Creator: SkyGuard Roofing Solutions

9



See prior description of faulty gutter system.

Date: 4/18/2024, 3:43pm

Creator: SkyGuard Roofing Solutions

10



Debris has gotten under the silicone coating therefore damaging the panel over time. The debris and dirt on this roofing system is extensive and needs to be addressed.

Date: 4/18/2024, 3:45pm

Creator: SkyGuard Roofing Solutions

11

*The fact that these panels don't meet up seamlessly is an issue. This is most likely a leak entryway point and the only way to correct it properly is to replace the roof panel.*



Date: 4/18/2024, 3:46pm

Creator: SkyGuard Roofing Solutions

12

*See prior description of faulty gutter system.*



Date: 4/18/2024, 3:50pm

Creator: SkyGuard Roofing Solutions

13



See prior description of faulty gutter system.

Date: 4/18/2024, 3:51pm

Creator: SkyGuard Roofing Solutions